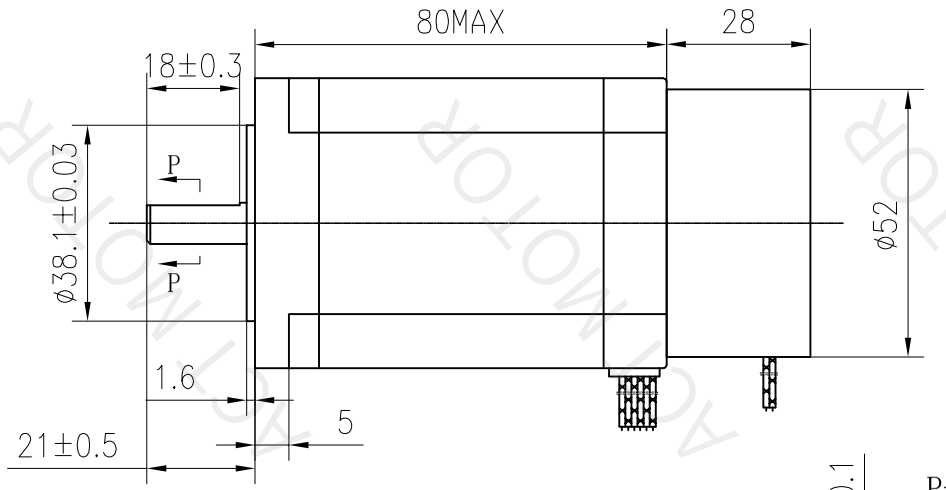

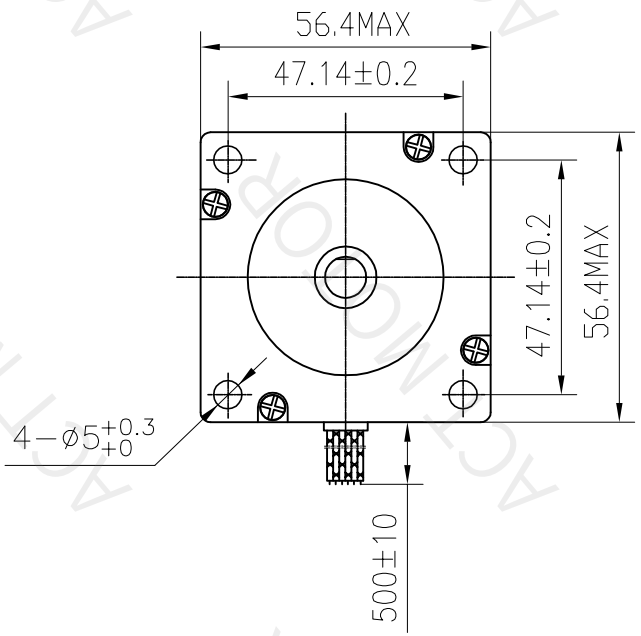

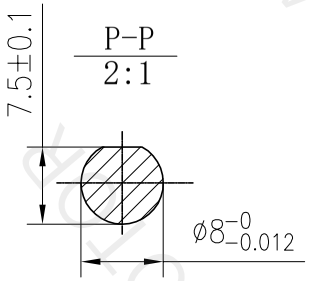

接线图/WIRING DIAGRAM

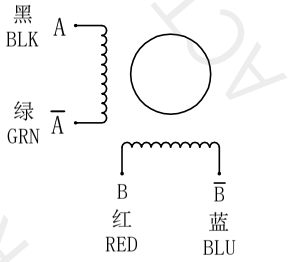

励磁顺序(2相励磁)VS.旋转方向

EXCITING SEQUENCE(TWO PHASES) VS.DIRECTION OF ROTATION

STEP	A	B	Ā	B̄
1	+	+	−	−
2	−	+	+	−
3	−	−	+	+
4	+	−	−	+

CW ↓ ↑ CCW

从安装面看为顺时针方向

CLOCKWISE VIEW FROM MOUTING SIDE

电气特性参数/ELECTRICAL PARAMETER

步 距 角/STEP ANGEL	1.8° ±5%	
相 数/NO.OF PHASES	2	
电 压/RATED VOLTAGE	2.52 V	
电 流/RATED CURRENT	4.2 A	
电 阻/RESISTANCE	0.6 ohm±0.1	AT 20° C
电 感/INDUCTANCE	3.0 mH±20%	AT 1kHz,1Vrms
静转矩/HOLDING TORQUE	2.2 N.m以上/MIN.	
定位转矩/DETENT TORQUE	6.0 N.cm以下/Max	
转动惯量/ROTOR INERTIA	440 g.cm^2	
引出线规格/LEAD STYLE	AWG22 UL1007	
绝缘等级/INSULATION CLASS	CLASS B	
绝缘耐压/DIELECTRIC STRENGTH	500V A.C 1分钟/MINUTE	
绝缘电阻/INSULATION RESISTANCE	100 MΩ 以上/MIN.	

备注/NOTE):

端盖黑色电泳

刹车力矩 1Nm
刹车电压 24V

技术部
2019.12.05
张建伟

版本 REV.	年 月 日 DATE	变更番号 ECN.	变 更 内 容 REVISIONS	设计 BY
B	2019.12.04	----	更新刹车	Hahm

设 计/DESIGNED	Hahm 2019.12.04	型号 MODEL	23HS8442D8P7.5-18-C-S1-GB
审 核/CHECKED	ANDY 2019.12.04		
工 艺/TECHNICS		编码 CODE	
批 准/APPROVED			

技术规格书
TECHNICAL SPECIFICATION

常州安科特电机有限公司
www.act-motor.com.cn

一般公差 TOLERANCE	±0.3/±0.3°	
比例 SCALE	1:1	三视图 THIRD ANGLE PROJECTION
单位 UNIT	mm	
页 SHEET	1/1	

ACT MOTOR